



**NSBE**  
NATIONAL SOCIETY OF BLACK ENGINEERS

# Engineered to Withstand

**Annual Report** 2022-2023

National Society of Black Engineers

## Video Highlights



**NSBE's 2023 Black STEM Experience (BSX) Event Recap**



**NSBE's 50<sup>th</sup> Annual Convention Recap**



**NSBE's 2023 Summer Engineering Experience for Kids (SEEK) Recap**



# Reflecting on a Year of Progress

## FROM OUR NATIONAL CHAIR & CEO



**Avery Layne**

National Executive Board Chair



**Janeen Uzzell**

Chief Executive Officer

NSBE Members and Supporters,

We greet you in a spirit of positive anticipation, as the National Society of Black Engineers moves swiftly toward our landmark 50th year! This milestone moment in NSBE's journey, which began on the campus of Purdue University in 1975, provides a Sankofa opportunity for the Society, a moment to reflect on the challenges we have overcome during the past four-plus decades as well as our plans for our future in the next half-century, as we revel in the advancements of our mission today.

NSBE was established during a time of rapidly growing educational attainment for Black Americans, but the Society's founders still faced a multitude of socioeconomic problems in their communities: a severe economic recession, stubborn income and employment gaps between Black and white families, and rising poverty in the growing number of Black families led by single mothers, to name a few. And despite their community's significant gains in college enrollment and completion, Black students in the U.S. were still much underrepresented in STEM degree programs and were dropping out of those programs in huge numbers.

Do these challenges sound familiar? They should, as they still exist to varying extents today, during this era of rising opposition to the progress of Blacks in the U.S. and other People of Color around the world. However, as the successes showcased in this report prove, there is nothing in the long list of challenges before us that NSBE wasn't engineered to withstand.

The number of new Black Engineers produced in the U.S. is continuing its incremental climb, up from 3,501 undergraduate engineering degree recipients in 2014 to 6,131 in 2022 — a figure that represents 61% of NSBE's "10k Goal." We also continued our important work in the broader diversity, equity and inclusion push in STEM, through leadership of the 50K Coalition convening, working with our peer societies to expand the STEM career pipeline for other People of Color and women.

Membership in NSBE continues to grow, approaching 18,000 this year, with a near record number of new Lifetime members.

Our 49th Annual Convention, in Kansas City, Missouri, recorded NSBE's second-highest number of registrants ever for the event, which is on the comeback trail after the disruption of in-person activities during the pandemic.

Our number of National Partners was also close to an all-time high, exceeding our stellar performance in 2021–22. And, more important, those partnerships had greater depth and effectiveness than ever, as our new Partnership Engagement Model and Black STEM Experience encouraged and enabled true collaboration between NSBE and our sponsors.

*CONTINUED ON PAGE 3*

# Reflecting on a Year of Progress

*CONTINUED FROM PAGE 2*

## FROM OUR NATIONAL CHAIR & CEO



**Avery Layne**

National Executive Board Chair



**Janeen Uzzell**

Chief Executive Officer

The return to more in-person engagement also benefited the work NSBE is here to do: our programs, such as our Summer Engineering Experience for Kids (SEEK), which reached more than 1,100 students in grades 3–5 this year, in the U.S. and abroad, with STEM concepts and hands-on engineering design training. SEEK also provided the program’s mentor/instructors with opportunities to do cutting-edge research and practice STEM education through a new partnership with the National Science Foundation.

NSBE’s leadership through our global Social Justice Initiative continued to grow in influence, most notably with our public support of affirmative action and student loan relief in the wake of the recent U.S. Supreme Court rulings, and our support of DEI in Florida. And social justice will remain our focus as we continue the planning of our 50th Annual Convention, a perfect occasion to highlight our goal to “positively impact the community.”

Thank you for the success you have made possible for NSBE this year. We stand together, focused on leading this great mission, and with your commitment, NSBE will reach new heights of achievement in service to our members in the years to come. Together, we are increasing the number and ensuring the world has more STEM leaders who excel, succeed and positively impact the community.

Yours in service,

Avery Layne  
2023–2024 National Executive Board Chair  
National Society of Black Engineers

Favour Nerrise  
2022–2023, National Executive Board Chair  
National Society of Black Engineers

Janeen Uzzell  
Chief Executive Officer  
National Society of Black Engineers

# Event Highlights



2023 National Leadership Conference

NSBE's annual National Leadership Conference (NLC), a main element of our year-round National Leadership Institute, provides early-term development and training for the national and regional officers who lead the Society. NSBE's leaders gathered at the NLC in downtown Baltimore, Maryland, June 14–18, 2023, to prepare for their work toward “10k” and the social justice goals and objectives of our strategic plan, Game Change 2025.


Region I – Nov. 9–13, 2022  
**Syracuse, NY – Crowne Plaza Syracuse**

Region II – Oct. 28–30, 2022  
**Bethesda, MD – Bethesda North Marriott Hotel and Convention Center**

Region III – Nov. 4–6, 2022  
**Atlanta, GA – Hilton Atlanta Downtown**

Region IV – Nov. 18–20, 2022  
**Indianapolis, IN – Indianapolis Marriott East**

Region V – Nov. 17–20, 2022  
**Los Angeles, CA – Hilton Los Angeles**



49th Annual Convention

#NSBE49: I AM S.T.E.M., our 49th Annual Convention, brought 13,697 participants to the Kansas City Convention Center in Kansas City, Missouri, March 22–26, 2023, for our first fully in-person, Society-wide event since the beginning of the COVID-19 pandemic. Packed with experiences to help attendees **S**ucceed Professionally, **T**ech the Future, **E**ngage the Next Generation and **M**anage Wellness, #NSBE49 continued our record of growth this reporting year.



2022 Fall Regional Conferences

Our annual Fall Regional Conferences (FRCs) bring the NSBE family in each of our six geographic regions together, after college midterm exam time, to fellowship and refuel to continue advancing our mission. The 2022 FRCs included inspiring keynote speakers; technical, scientific and academic competitions; workshops and seminars geared toward collegiate, pre-collegiate and technical professional participants; networking sessions; and career and college fairs where exhibitors recruited students and professionals for employment and higher education opportunities — among many other high-powered activities on the conference schedules.

# Membership

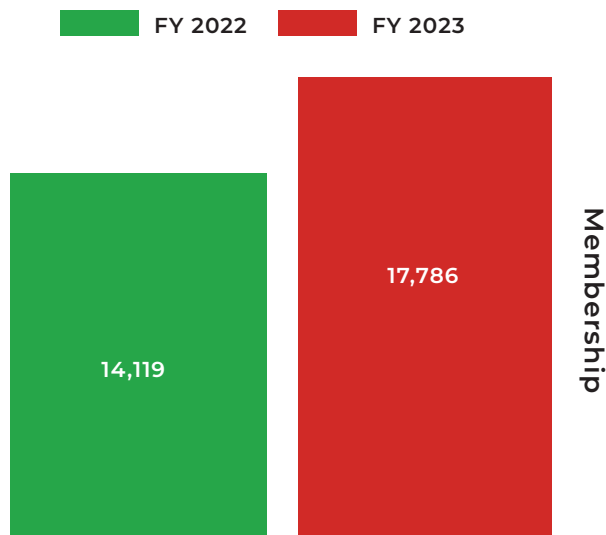
## Summary

The number of NSBE faithful made a big leap upward in Fiscal Year 2023, as gains in every membership category boosted the tally of active members from 14,119 on July 31, 2022 to 17,786 on the same date in 2023, a 26% increase.

A two-pronged strategy led to the success: heightened engagement with new members, including orientation sessions and 30-, 60- and 90-day check-ins, and effective promotional campaigns to encourage past members to “come home to NSBE.”

The membership increase this year continues our strong recovery from the COVID-19 pandemic, which caused losses from the ranks of membership organizations around the globe.

## Membership Growth



## Key Highlights

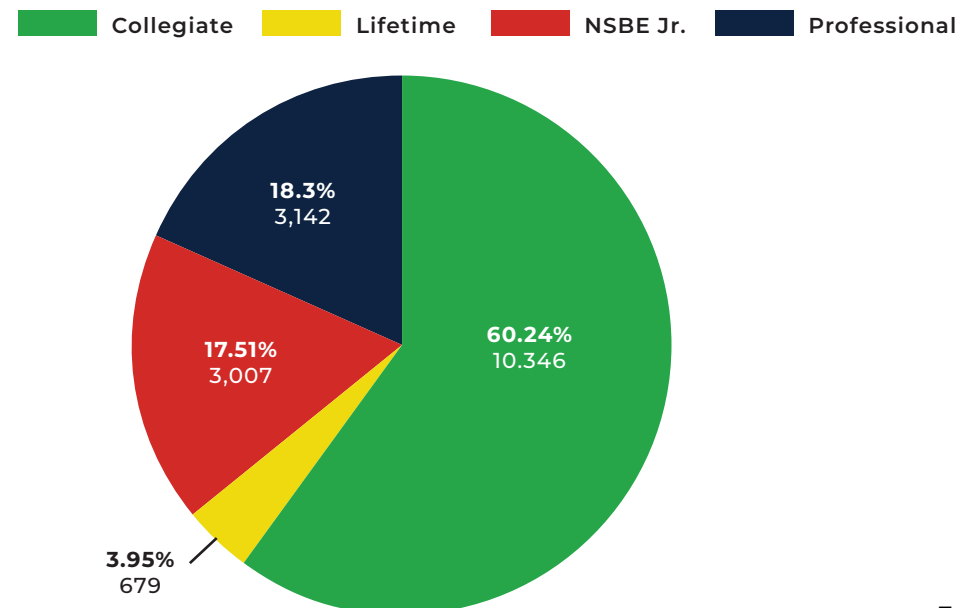
### Membership Increase

# 26%

### Total Members

# 17,786

## Membership Type



# In the Media

News and discussion about NSBE proliferated in social and traditional media this year, with our 49th Annual Convention in Kansas City, in March 2023; our National Executive Board's decision last summer to move our 50th Annual Convention from Orlando to Atlanta; and our follow-through on the promise to be thought leaders in social justice issues affecting Black communities broadly.




## Black engineering convention in Kansas City

March 23, 2023

The National Society of Black Engineers convention is bringing thousands of people to Kansas City this week

"You can see the sign out here: 49th Annual Convention. There are current engineers and soon-to-be engineers attending this convention that gives Black students exposure to career opportunities in engineering...."

[See the Story](#)



## National Society of Black Engineers pull convention from Florida over new state laws

July 3, 2023

"We have decided to move the convention out of Florida," said (Avery) Layne, the national chairperson for NSBE. "We were thinking about (whether) that's the type of background that we really want for this 50th celebration that we're having."

[See the Story](#)



# In the Media

CONTINUED FROM PAGE 6



LINKEDIN

## A Letter from the NSBE CEO on the Supreme Court's Decision on Affirmative Action

June 29, 2023

"This is why I am in leadership at NSBE, for such a time as this."

[See the Story](#)



FACEBOOK

## 49th Annual Convention

March 22-26, 2023

49th Annual Convention  
Kansas City, MO

**#IAMSTEM #NSBE49**

[See the Posts](#)



# Leadership

## National Society of Black Engineers 2022–23 National Officers, National Advisors and World Headquarters Staff

### NSBE 2022–23 NATIONAL EXECUTIVE BOARD

#### Administrative Zone

**National Chair:** Favour Nerrise

**National Vice Chair:** Erron Williams

**National Treasurer:** Rachel Judge

**National Programs Chair:** Avery Layne

**National Parliamentarian:** Jorge Zamudio

**National NSBE Professionals Chair:** Arthur Edge

#### Finance Zone

**National Treasurer:** Rachel Judge

**National Finance Chair:** Seyi Akinwumi

**National Financial Controller:** Rukayah Balogun

**Assistant Treasurer of Special Projects:** Datara Lee

**National 2023 Convention Planning Committee Chair:** Chanel Wheeler

#### Membership Zone

**National Vice Chair:** Erron Williams

**Region I Chair:** Ariella Sanders

**Region II Chair:** Brian Quainoo

**Region III Chair:** Zora McKoy

**Region IV Chair:** Alia Cummings

**Region V Chair:** Yobesh Okero

**Region VI Chair:** Victoria Pinkett

**National NSBE Professionals Chair:** Arthur Edge

#### Communications Zone

**National Communications Chair:** Richard Prentis

**National Public Relations Chair:** Morgan Miller

**National Publications Chair:** Derius Galvez

**National Technology Chair:** Jeremiah Thompson

#### Programs Zone

**National Programs Chair:** Avery Layne

**National Pre-College Initiative Chair:** Tayluer Streat-Ricchiuti

**National Leadership Institute Chair:** Dunsin Fadojutimi

**National Engineering Diversity Chair:** Kristopher B. Small

**National TORCH Chair:** Ashley Idehen

CONTINUED ON PAGE 9

# Leadership

CONTINUED FROM PAGE 8

## NSBE 2022–23 NATIONAL ADVISORY BOARD

**Chair:** S. Gordon Moore Jr.

**Vice Chair:** Donna Johnson Mackey, Ph.D.

**Secretary:** André (“Dré”) Willis

**Treasurer:** Shelly Morris

**Board Member:** Davita Colclough

**Board Member:** Reginald K. Ewing

**Board Member:** Njema Frazier, Ph.D.

**Board Member:** Kenny Green

**Board Member:** Anthony Harris

**Board Member:** Steven Jarrett

**Board Member:** Perry Walker

**Board Member:** Virginia Booth Womack

**Advisor Emeritus:** Marion Blalock

**Advisor Emeritus:** Augustine Esogbue, Ph.D.

**Advisor Emeritus:** Gary May, Ph.D.

## NSBE 2022–23 NATIONAL PROFESSIONALS EXECUTIVE BOARD

**National Professionals Chair:** Arthur Edge III

**National Professionals Chair-Elect:** Townsend Brown

**National Professionals Secretary:** Seth Rylander

**National Professionals Treasurer:** Sheila Alves

**National Professionals Programs Chair:** Russell Marzette Jr.

**National Professionals Parliamentarian:** Eric Bryant

**National Professionals Chair Emeritus:** Roneisha Worthy, Ph.D.

**National Professionals Publicist:** Shari Briggs

**National Professionals Talent Development Chair:** Jasmin Delva

**National Professionals Technical Excellence Chair:** Valerie Thomas

**National Professionals Treasurer-Elect:** Joshua Verret

**National Professionals Finance Chair:** Johnnie Tangle

**National Technical Professionals Conference Chair:** Deborah Dilworth

**National Professional Development**

**Conference Chair:** Reginald Archer, Ph.D.

**National Professionals Pre-College Initiative Chair:** Tracy Adams

**National Professionals College Initiative Chair:** C.J. Kirk

**National Professionals Membership Chair:** Nicolas Tarver

**National Professionals Technology Officer:** Robert Amponsah

**National Special Projects – Board Management**

**System Officer:** Obum Egolum

**National Special Projects – Finance Officer:** Lillie Collins

**National Professionals Executive**

**Board Awards Coordinator:** Eboneki Akhibi

**Region I Professionals Chair:** Lanelle Sneed

**Region II Professionals Chair:** Akissi Lewis

**Region III Professionals Chair:** Michael Agbaere

**Region IV Professionals Chair:** Jonathan Tyler

**Region V Professionals Chair:** Krystal Folkes

**Region VI Professionals Chair:** Taylor Jacobs

# Programs and Initiatives



## Professional Success

The NSBE Professionals organization comprises the Society's members who have attained STEM degrees and have pledged to "inspire the next generation of technical professionals and serve as a catalyst for transforming the culture of engineering." This goal is achieved by empowering the organization's members to grow technically, academically and professionally, and continue to represent the success of NSBE's mission.

[Click for Details](#)

## ↓ Engineered to Withstand

The power of NSBE's mission was evident this year as we grew and reformed our longstanding programs and initiatives post-pandemic.



## Integrated Pipeline Programs

The 2022–23 reporting year was a landmark period for NSBE's Integrated Pipeline Programs (IPPs): customized programs comprising vital college scholarships, professional skills development, institutional capacity-building grants and more. IPPs benefit our collegiate members, corporate partners and higher education institutions and serve to increase diversity and inclusion in engineering and engineering-related fields. NSBE and Honeywell signed a second, four-year, \$2-million agreement to continue the Honeywell-NSBE IPP, and the Cummins Incorporated-NSBE IPP completed its fifth year, serving a cohort of 29 students from Howard University, North Carolina A&T State University and Prairie View A&M University.

— now in their fourth year — continue to see progress in their goal of increasing the number of students with underrepresented identities in STEM who are prepared to enter the workforce.



# Programs and Initiatives



NSBE's Summer Engineering Experience for Kids (SEEK) remained the nation's largest summer engineering day camp geared toward African American children and other young people with marginalized identities in STEM. SEEK offered its three-week, cost-free, interactive STEM educational experience to more than 1,100 students in five cities and on our virtual platform, during SEEK's return to in-person programming after the pandemic.

Two collaborations with external organizations boosted SEEK's benefits for its participants this year. A new partnership between NSBE and the National Science Foundation (NSF) offered a unique Research Experience and Mentoring (REM) summer program to a cohort of the SEEK collegiate mentor/instructors who guide the elementary school students through the SEEK curricula. The mentor/instructors — engineering and science students, many of them members of NSBE — spent six weeks at the NSF Engineering Research Center for Innovative and Strategic Transformation of Alkane Resources (CISTAR), then four weeks mentoring children at NSBE's in-person SEEK camps.

NSBE also continued its teamwork with the STEM education equity organization Techbridge Girls this year. NSBE offered SEEK Powered by Techbridge Girls virtually to deliver high-quality, gender- and culture-relevant STEM programming to strengthen middle school girls' STEM identities.

Integration of SEEK with our Pre-College Initiative Program continued: the in-person SEEK camps included information sessions about the NSBE Jr. chapters and the benefits they offer their membership of grade 3–12 students.

## ↓ Cultivating Leadership

The **2022–23 NSBEPro Leadership Incubator**, sponsored by Honeywell, serviced 10 NSBE Professionals members with career development workshops, coaching sessions, a masterclass, one-on-one talent development coaching, and collaboration with the National Professionals Executive Board.

# Programs and Initiatives

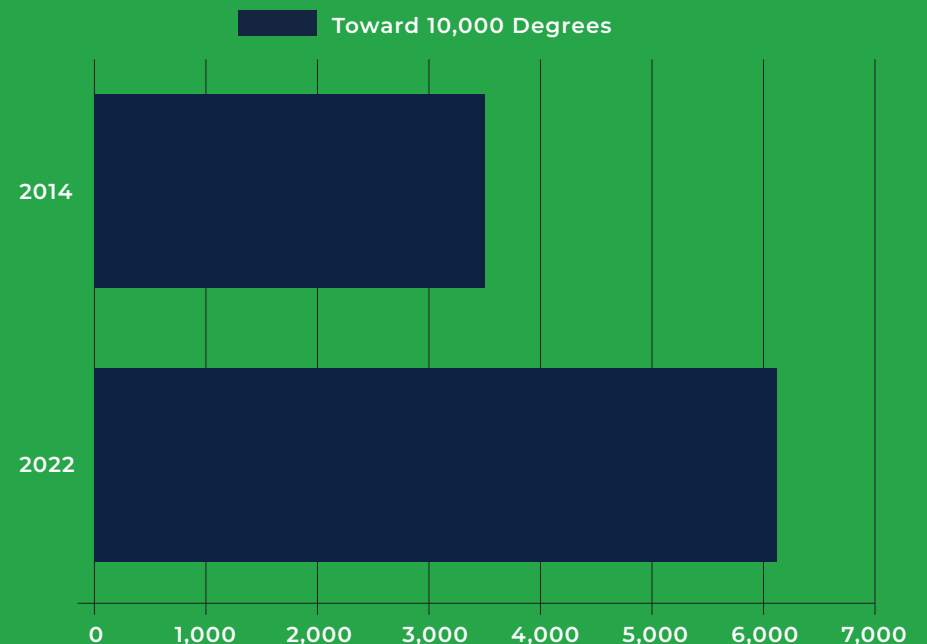


**NSBE RISE** (Research and Development, Innovative Thinking, Social Emergence and Excel before the pressure) is part of the Society-wide Social Justice Initiative we launched in 2020. RISE received a boost this year in the form of a \$40,000 grant from PSEG Foundation. The grant is enabling RISE to train NSBE collegiate members to be more effective advocates for social justice in their communities.



Our support of our largest membership segment, our collegiate members, helped retain Black students in engineering and other STEM degree programs and move the needle toward STEM equity and community empowerment.

## Number of Blacks Among U.S. Bachelor's Degrees Recipients in Engineering





# Programs and Initiatives



## Nurturing Our Youth

The year-round programming to expose students in grades 3–12 to STEM concepts and careers through **our Pre-College Initiative (PCI) Program** reached a high point in Kansas City, Missouri, at the PCI Conference of our 49th Annual Convention. More than 1,300 **NSBE Jr.** members from across the nation participated in the event, which included 14 tech, science and engineering workshops, seven STEM-related competitions, social bonding and entertainment experiences and other inspiring activities for the students.



## NSBE National Scholarship Program

The NSBE National Scholarship Program provides crucial financial support, ranging from \$500 to \$10,000 per year, to students in pursuit of engineering and applied science degrees. During the 2022–23 scholarship cycles, the National Scholarship Program distributed \$626,200 in scholarship awards to pre-collegiate, undergraduate and graduate students. Meaningful scholarships increase the likelihood that students will attain their engineering degrees.

[Click for Details](#)



# Financials

## Statement of Activities

### NSBE Statement of Activities - Revenue

REVENUE	2023 Without Donor Restrictions	2023 With Donor Restrictions	2023 Total	2022 Total
Solicitations/Sponsorships/ Donations	2,721,382	1,821,500	4,542,882	4,025,901
BCA Partnerships	4,095,000	-	4,095,000	4,600,000
Grants and Foundations	-	1,734,820	1,734,820	1,826,237
Registration	2,563,223	-	2,563,223	1,468,028
Affiliate Partnerships	1,880,000	-	1,880,000	900,000
In Kind Donations	-	-	-	80,750
Job Postings	942,762	-	942,762	1,160,815
Career Fair	3,092,300	-	3,092,300	1,580,400
Publications	70,700	-	70,700	112,150
Dues	367,633	-	367,633	298,649
Scholarships	178,370	550,200	728,570	1,011,784
Interest Income	302,219	-	302,219	181,928
Other Income	-	-	-	738,900
Royalty Income	265,890	-	265,890	74,577
Net Realized Gain/(Loss)	(66,247)	-	(66,247)	(479,372)
Net Unrealized Gain/(Loss) on Investments	209,220	-	209,220	(770,413)
<b>Total Revenue</b>	<b>\$16,622,452</b>	<b>\$4,106,520</b>	<b>\$20,728,972</b>	<b>\$16,810,332</b>

# Financials

## Statement of Activities

### NSBE Statement of Activities - Expenses

EXPENSES	2023 Without Donor Restrictions	2023 With Donor Restrictions	2023 Total	2022 Total
<b>Program Expenses</b>				
National Convention	3,908,176	-	3,908,176	3,437,844
Publications	160,990	-	160,990	413,763
Regional Activities	1,548,102	-	1,548,102	351,537
Scholarships	695,057	550,200	1,245,257	1,475,000
Pre-Collegiate Initiative	47,697	-	47,697	361,000
SEEK	540,491	1,410,234	1,950,725	1,852,515
National Executive Board	389,435	-	389,435	456,812
Professionals	858,311	-	858,311	697,314
Grant Funded Programs	158,082	1,498,200	1,656,282	1,894,729
Other Programs	395,192	-	395,192	336,575
Total Program Expenses	\$8,701,533	\$3,458,634	\$12,160,167	\$11,277,087
<b>Supporting Services</b>				
World Headquarters	5,462,844	-	5,462,844	3,929,397
Fundraising	1,243,155	-	1,243,155	1,354,392
Total Supporting Services Expenses	\$6,705,999	-	\$6,705,999	\$5,283,789
<b>Total Expenses</b>	<b>\$15,407,532</b>	<b>\$3,458,634</b>	<b>\$18,866,166</b>	<b>\$16,560,876</b>

# Financials

## Statement of Activities

### NSBE Statement of Activities - Net Assets

NET ASSETS	2023 Without Donor Restrictions	2023 With Donor Restrictions	2023 Total	2022 Total
Change in Net Assets	1,214,920	647,886	1,862,806	249,457
Net Assets - Beginning of Year	11,244,261	3,650,588	14,894,849	14,530,492
Prior year adjustment	-	-	-	114,900
<b>Net Assets - Ending of Year</b>	<b>\$12,459,181</b>	<b>\$4,298,474</b>	<b>\$16,757,655</b>	<b>\$14,894,849</b>



# Financials

## Statement of Financial Position

	2023	2022
<b>ASSETS</b>		
<b>CURRENT ASSETS:</b>		
Cash and Cash Equivalents	7,035,787	4,914,058
Accounts Receivable, Net	9,138,967	10,424,789
Prepaid Expenses and Other Assets	485,233	248,850
Total Current Assets	16,659,987	15,587,697
<b>NON-CURRENT ASSETS:</b>		
Investments	9,170,420	9,297,502
Buildings, Furniture, Fixtures and Equipment, Net	2,988,053	3,580,056
Total Non-Current Assets	12,158,473	12,877,558
<b>TOTAL ASSETS</b>	<b>28,818,460</b>	<b>28,465,255</b>

# Financials

## Statement of Financial Position

	2023	2022
<b>LIABILITIES AND NET ASSETS</b>		
<b>CURRENT LIABILITIES:</b>		
Accounts Payable and Accrued Expenses	1,999,502	2,432,786
Deferred Revenue	7,610,980	8,428,952
LMA Payable - Merrill Lynch	2,450,323	2,708,668
<b>TOTAL CURRENT LIABILITIES</b>	<b>12,060,805</b>	<b>13,570,406</b>
<b>NET ASSETS</b>		
With Donor Restrictions	4,298,474	3,650,588
Without Donor Restrictions	12,459,181	11,244,261
<b>Total Net Assets</b>	<b>16,757,655</b>	<b>14,894,849</b>
<b>Total Liabilities and Net Assets</b>	<b>28,818,460</b>	<b>28,465,255</b>

# Partnerships and Fundraising

Among its many highlights, NSBE's 49th Annual Convention (#NSBE49) served as a platform for our Black STEM Experience (BSX), an initiative we launched in 2022 to deepen and broaden our relationships with our partners. In FY2023, we began to actualize the vision of BSX and demonstrate how NSBE and willing partners can work together to change the paradigm of STEM in academia, business, entrepreneurship, media and the world, and move NSBE to the epicenter of Black tech talent and thought leadership.

Our collaborations with Deloitte and Deloitte Foundation are prime examples. In addition to continuing its active role on our Board of Corporate Affiliates, Deloitte expanded its partnership with NSBE to reach across the entire enterprise this year: involving NSBE in the data-based research done by the company's DEI Institute; contributing \$100,000 over two years as part of Deloitte's commitment to serving as Learning and Development partner for our National Leadership Institute; and welcoming our CEO to participate in the company's Chief Diversity Officer Summit at Deloitte University. The company also made substantial commitments of time and finances to partner with NSBE on the journey to our 50th anniversary in spring 2025, as the Education and Leadership Development partner for our student leadership.

Deloitte Foundation's partnership with the Society was equally impactful. The foundation reached out to our student members, World Headquarters staff and others to provide scholarships totaling \$750,000 this fiscal year, aiding our effort to ease the burden of student debt on our members and providing essential support to their pursuit of high-quality STEM education.

Our forward progress in fundraising continued alongside the transformative work of BSX, boosted by 124 national partnerships — 73 Board of Corporate Affiliates (BCA) members and 51 Affiliate partners — a number that exceeded last year's near record high.

Sponsorship of our 2022 Fall Regional Conferences and our 2023 Annual Convention (#NSBE49) totaled more than \$1.5 million.

# Our 2022–23 National Partners

## Board of Corporate Affiliates

The BCA is NSBE's top national support level, where leading corporate and government strategic partners work with our leadership to make a critical impact on our mission.





# Affiliate Partners

Our Affiliate Partners are essential collaborators in our work, providing funding for the NSBE Fellows Program, student scholarships and the Annual Convention.

Abbott  
Airbus  
Arcadis US, Inc.  
ASML  
AstraZeneca  
Barnes Group Inc.  
Black & Veatch Corporation  
Bloomberg LP  
Cadence Design Systems, Inc.  
Citi  
ConocoPhillips  
Cook Medical Holdings, Inc.  
Diageo Americas, Inc.  
Discover Financial Services  
Dominion Energy, Inc.  
DPR Construction  
FirstEnergy

FM Global  
GHD  
IPS-Integrated Project Services, LLC  
Jabil Inc.  
KOHL's, Inc.  
Lennox International  
Los Angeles County Public Works  
MFS Investment Management  
Micron Technology  
Moog, Inc.  
Morgan Stanley  
Motorola Solutions Inc.  
Nasdaq  
Nordstrom, Inc.  
Nucor Steel  
Pfizer, Inc.  
PNNL

Ramboll  
Relativity Space  
Spirit AeroSystems Inc.  
Tesla  
Tetra Tech  
Texas Instruments  
Trane Technologies, Inc.  
U.S. Environmental Protection Agency  
UKG  
United Parcel Service  
Universal Creative  
USAA  
Verizon, Inc.  
Visa, Inc.  
Wells Fargo  
Wolfspeed, Inc.  
Xylem



## HP Inc. 2023 NSBE Golden Torch Award Recipient for Corporate Community Services

NSBE honors Board of Corporate Affiliates member HP Inc. for its work that looks beyond the profit motive to make the world a better place.

Giving by the HP Foundation and HP's employee community has reached \$73.4 million since 2016, and more than 74.3 million students have benefited from the company's education programs and solutions since the beginning of 2015.

HP has fought to close the "digital divide" in the government arena and through partnerships with organizations such as Boys & Girls Clubs in Texas.

HP's myriad diversity, equity and inclusion initiatives have lifted communities as well. The company increased its diverse supplier spending with Black/African American vendors and suppliers from 1.5% to 4.5% in 2021, and more than 1,200 students and staff of 70 Historically Black Colleges and Universities participated in the inaugural HBCU Technology Conference launched by the company in 2021, to name just two of HP's achievements in DEI.

## Join Us in Making a Difference

Between our hundreds of international chapters and tens of thousands of active members, the National Society of Black Engineers is proud to support the mission to “increase the number of culturally responsible black engineers who excel academically, succeed professionally and positively impact the community.” With support from you, we can help foster STEM programs, reward academic excellence through scholarships, provide mentorship opportunities for black professionals, and ultimately enrich the lives and communities of our members. Please give a one-time or monthly gift today to help us build the next generation of STEM pioneers.

**DONATE**